

Specifications

Models	S™ -100		S™ -105	
	US	Metric	US	Metric
Measurements				
Working height maximum*	106 ft	32.48 m	111 ft	34.00 m
Platform height maximum	100 ft	30.48 m	105 ft	32.00 m
Horizontal reach maximum	75 ft	22.86 m	80 ft	24.38 m
Below ground reach	6 ft 6 in	1.98 m	10 ft	3.05 m
A Platform length - 8 ft model	3 ft	0.91 m	3 ft	0.91 m
Platform length - 6 ft model	2 ft 6 in	0.76 m	2 ft 6 in	0.76 m
B Platform width - 8 ft model	8 ft	2.44 m	8 ft	2.44 m
Platform width - 6 ft model	6 ft	1.83 m	6 ft	1.83 m
C Height - stowed	9 ft 11 in	3.00 m	9 ft 11 in	3.00 m
D Length - stowed	42 ft 8 in	13.00 m	46 ft	14.02 m
Length - transport (jib tucked under)	—	—	39 ft 11 in	12.17 m
E Width - axle retracted	8 ft 4 in	2.54 m	8 ft 4 in	2.54 m
Width - axle extended	11 ft 2 in	3.40 m	11 ft 2 in	3.40 m
F Wheelbase	12 ft	3.66 m	12 ft	3.66 m
G Ground clearance - center	1 ft 3 in	0.38 m	1 ft 3 in	0.38 m

Productivity

Lift capacity	750 lbs	340 kg	500 lbs	227 kg
Platform rotation	160°		160°	
Vertical jib rotation	—		135°	
Turntable rotation	360° continuous		360° continuous	
Turntable tailswing - axle retracted	5 ft 6 in	1.68 m	5 ft 6 in	1.68 m
Turntable tailswing - axle extended	4 ft	1.22 m	4 ft	1.22 m
Drive speed - stowed	3.0 mph	4.8 km/h	3.0 mph	4.8 km/h
Drive speed - raised below 80 ft	0.68 mph	1.1 km/h	0.68 mph	1.1 km/h
Drive speed - raised above 80 ft	0.34 mph	.55 km/h	0.34 mph	.55 km/h
Gradeability - stowed**	40%		40%	
Turning radius - axles retracted: inside	13 ft 7 in	4.14 m	13 ft 7 in	4.14 m
outside	21 ft 7 in	6.58 m	21 ft 7 in	6.58 m
Turning radius - axles extended: inside	9 ft	2.74 m	9 ft	2.74 m
outside	19 ft 10 in	6.05 m	19 ft 10 in	6.05 m
Controls	12 V DC proportional		12 V DC proportional	
Tires - RT lug	385/65D 22.5		385/65D 22.5	

Power

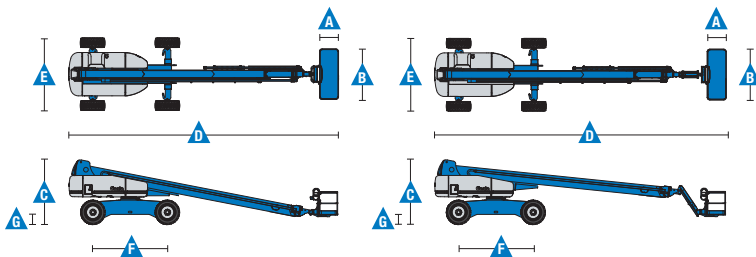
Power Source	Deutz TD 2011 L04i 4-cylinder turbo diesel, 74 hp (55 kW)		Perkins 804D-33T 4-cylinder turbo diesel, 74 hp (55 kW)	
Auxiliary Power Unit	12 V DC		12 V DC	
Hydraulic Tank Capacity	55 gal	208 L	55 gal	208 L
Fuel Tank Capacity	40 gal	151 L	40 gal	151 L

Weight***

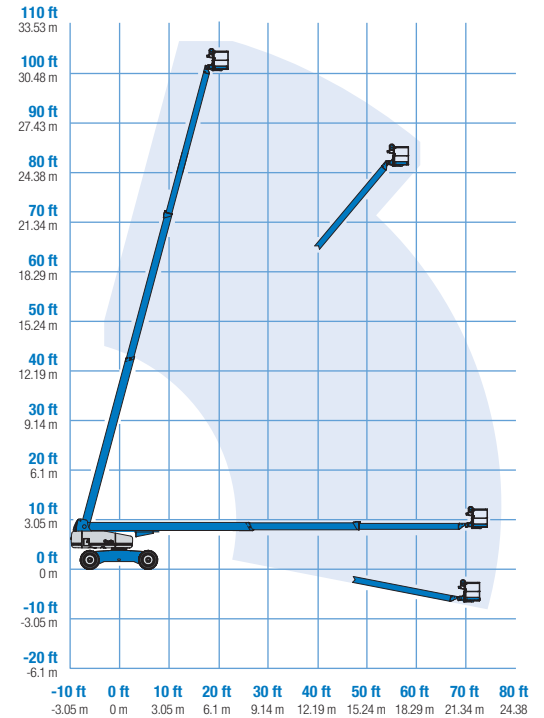
	39,700 lbs	18,008 kg	40,000 lbs	18,144 kg
--	------------	-----------	------------	-----------

Standards Compliance

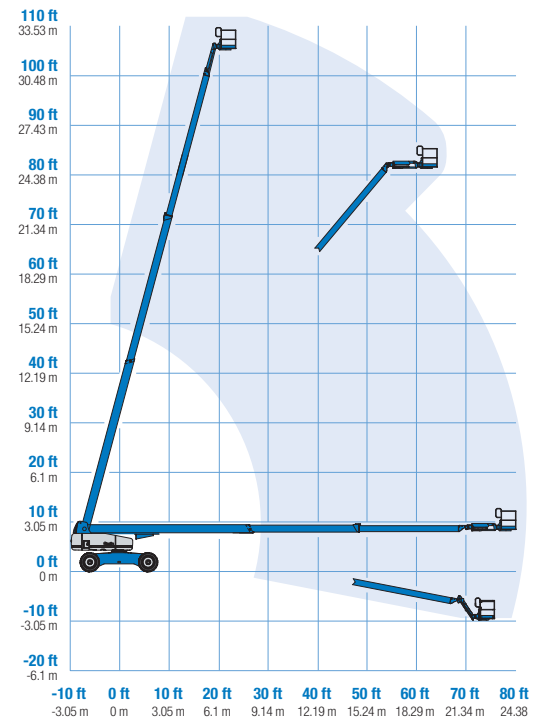
ANSI A92.5, CSA B354.4, EN 280, AS 1418.10



Range Of Motion S™ -100



Range Of Motion S™ -105



* The metric equivalent of working height adds 2 m to platform height. U.S. adds 6 ft to platform height.

** Gradeability applies to driving on slopes. See operator's manual for details regarding slope ratings.

*** Weight will vary depending on options and/or country standards.

Features

Standard Features

Measurements

S™-100

- 106 ft (32.48 m) working height
- 75 ft (22.86 m) horizontal reach
- 750 lb (340 kg) lift capacity

S™-105

- 111 ft (34.00 m) working height
- 80 ft (24.38 m) horizontal reach
- 500 lb (227 kg) lift capacity

Productivity

- Self-leveling platform
- 160° hydraulic platform rotation
- Proportional joystick controls
- Hydraulic oil cooler
- Drive enable
- AC power cord to the platform
- Horn
- Hour meter
- Tilt alarm
- Descent alarm
- 360° continuous turntable rotation
- Positive traction 4WD
- Two speed wheel motors
- Four wheel high angle steer
- Four steering modes: front, rear, crab and coordinated
- Four wheel brakes
- Configurable controls to limit lift height to 91 ft (27.74 m)
- On board full diagnostics and engine monitoring display
- Configurable controls to limit lift height to 80 ft (24.38 m)
- Platform work lights
- Lockable platform control box cover

Power

- 12 V DC auxiliary power
- Anti-restart engine protection
- Auto engine fault shutdown
- Swing out engine tray
- Welder ready 12.5 kW AC generator

Easily Configured To Meet Your Needs

Platform Options

- Steel 8 ft (2.44 m) (standard)
- Steel 6 ft (1.83 m)
- Steel 8 ft (2.44 m) tri-entry

Jib Options

- Non-jib (S-100 only)
- 5 ft (1.52 m) jib boom (S-105 only)

Engine Options

- 74 hp (55 kW) Deutz diesel Tier 4i (Standard)
- 74 hp (55 kW) Perkins diesel Tier 4i

Drive/Steer

- 4WD (standard)
- 4WS (standard)

Axle

- Extendable axles (standard)

Tire

- Rough terrain foam-filled (standard)

Options & Accessories

Productivity Options

- Half-mesh platform inserts with swing gate
- Platform top auxiliary rail
- Welder package
- Deluxe hostile environment kit
- Thumb rocker steer
- Tool tray
- Light package
- Entry toe boards
- Pipe cradle (pair)
- Panel cradle package
- Operator protective structure

Power Options

- Cold weather kit
- Diesel scrubber/catalytic muffler
- Intake air pre-cleaner



Genie United States

18340 NE 76th Street
P.O. Box 97030
Redmond, Washington 98073-9730
Telephone +1 (425) 881-1800
Toll Free in USA/Canada +1 (800)-536-1800
Fax +1 (425) 883-3475

Distributed By: